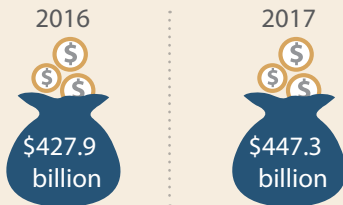


MAIN INDICATORS OF THE SINGAPORE ECONOMY

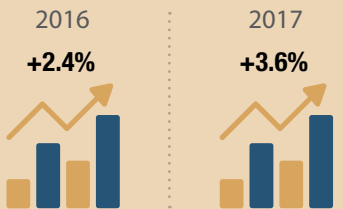
OVERALL ECONOMY

GDP at Current Market Price

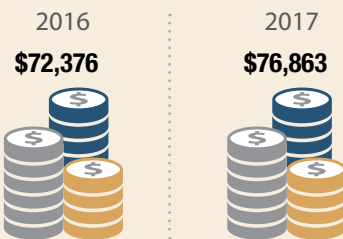


Real GDP

(Year-on-Year-Growth)



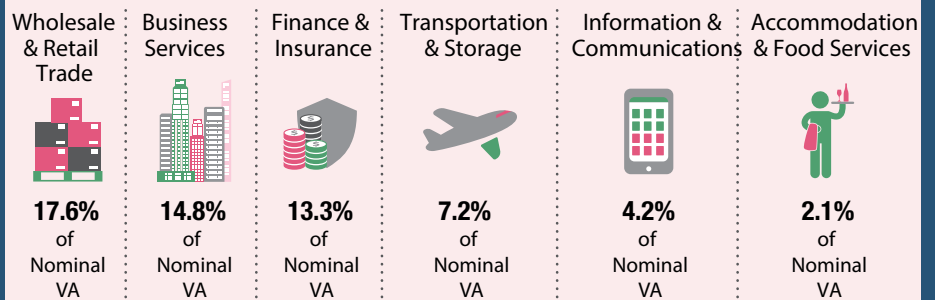
Per Capita GNI



STRUCTURE OF THE ECONOMY IN 2017



Breakdown of Services Producing Industries



Other Services Industries account for 12.0% of Nominal VA

LABOUR MARKET

Employment (as at year end)



Unemployment Rate



Value-Added per Actual Hour Worked (Year-on-Year Growth)



COSTS

Unit Labour Cost of Overall Economy (Year-on-Year Growth)



Unit Business Cost of Manufacturing (Year-on-Year Growth)



Unit Labour Cost of Manufacturing (Year-on-Year Growth)



PRICES

Consumer Price Index - All Items (Year-on-Year Growth)



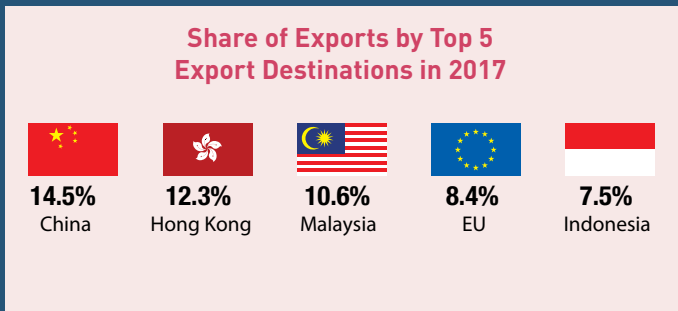
Domestic Supply Price Index (Year-on-Year Growth)



Singapore Manufactured Products Price Index (Year-on-Year Growth)



MERCHANDISE TRADE



SERVICES TRADE



TOP 5 TRADING PARTNERS AND SHARE OF TOTAL MERCHANDISE TRADE IN 2017

